

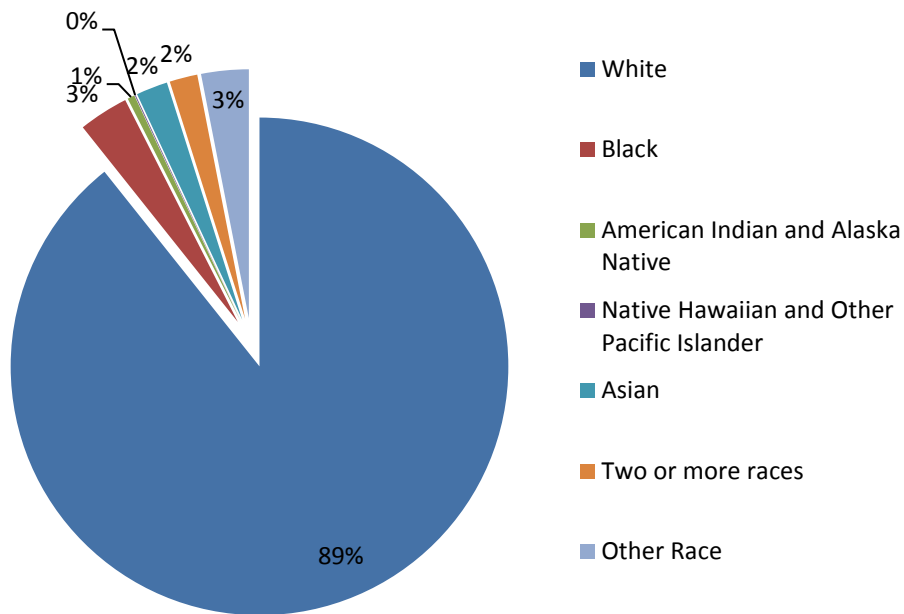


Demographics

Ethnicity

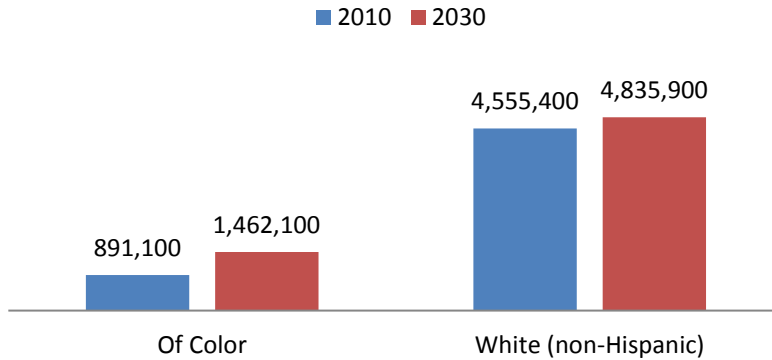
Rice County has increased in cultural diversity over the past decade. This is a similar trend occurring regionally throughout Minnesota. Immigration from outside the county and region is a primary contributing factor. According to the 2010 Census, 6,867 Rice County residents (roughly 11%) were of a minority race.

Ethnic origin refers to an individual's self-identification of their origin or descent, "roots," heritage, or place where the individual or his/her parents or ancestors were born.



<http://factfinder.census.gov/faces/nav/jsf/pages/index.xhtml>

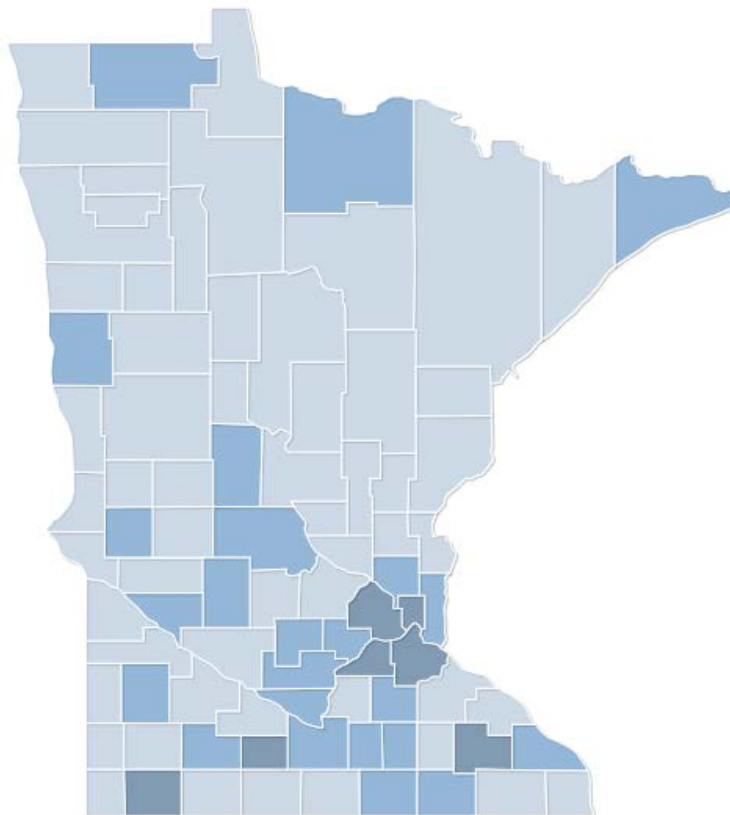
Current and Projected Minnesota Ethnic Makeup: 2010 - 2030



Statewide projections show a 64% increase in persons of color over the next 20 years. This contrasts with an estimated 6% growth projection for the White (non-Hispanic) population. Although specific projections are not available for projected percent growth for persons of color in Rice County, SE Minnesota projections show a dramatic increase in persons of color over the next 20 years. Projections for the Hispanic origin or Latino population in Rice County show an increase of nearly 70% according to 2005 information provided by the Minnesota State Demographers Office.

<http://mn.gov/admin/demography/>

Percent foreign born
By county, 2011-2015



Rice County ranks near the top of the state with respect to the highest percentage of foreign born residents. Roughly 7.2% of all county residents were born outside the United States. (MN Demographic Center) This must be taken into consideration when planning at all levels of government.

<http://www.mncompass.org/immigration/overview>