

New Permanent Parcel Number

XX.XX.X.XX.XXX

1. 2. 3. 4. 5.

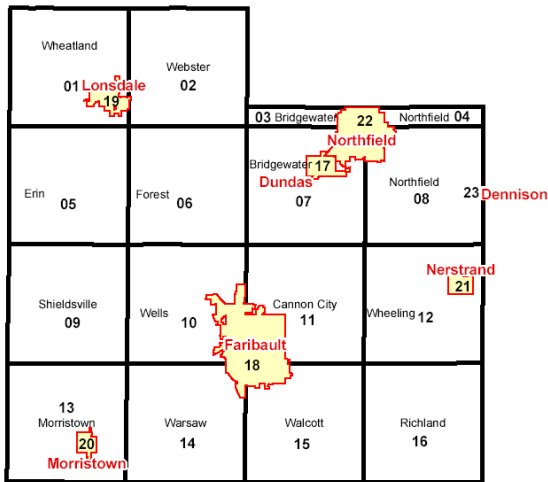
- 1- Township or City Number (1-23)
- 2- Section (1-36)
- 3- Quarter Section (1-4)
- 4- Quarter-Quarter Section (0, 25, 50 or 75)
Or Subdivision Code (1-24, 26-49, 51-74, or 76-99)
- 5- Parcel Number (001-999)

Parcels were numbered in a general counter-clockwise direction starting the NE corner of each quarter-quarter section.

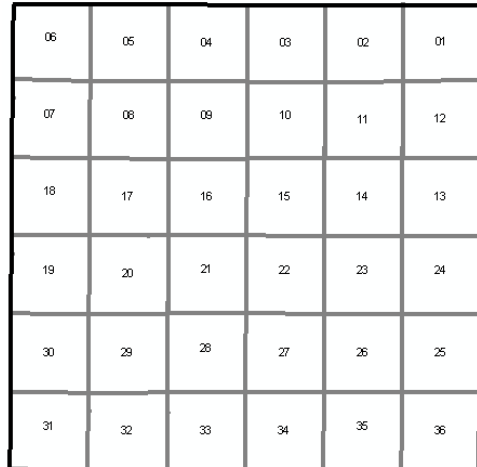
Subdivisions and parcels that cross quarter sections or quarter-quarter section boundaries were labeled by these rules:

- i. the quarter-quarter section in which the majority of the feature lies
- ii. if approximately equal in two quarter-quarter sections, first by the quarter section in which the majority of the feature lies; then within that quarter, by the most complete quarter-quarter section
- iii. if equally located in more than one quarter-quarter section, first by the northern most then by the eastern most, quarter-quarter section

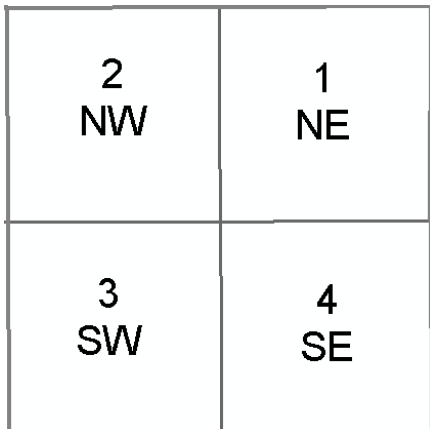
1



2



3



4

Quarter-Quarter Section- Top Number
Subdivision- Bottom Number

