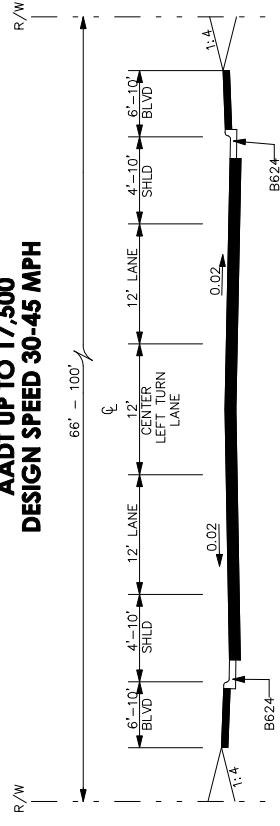
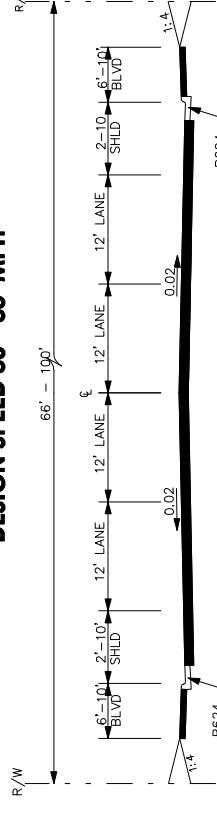


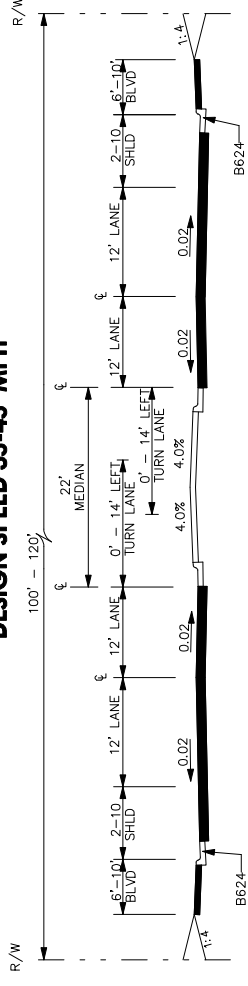
3-LANE UNDIVIDED - URBAN
AADT UP TO 17,500
DESIGN SPEED 30-45 MPH



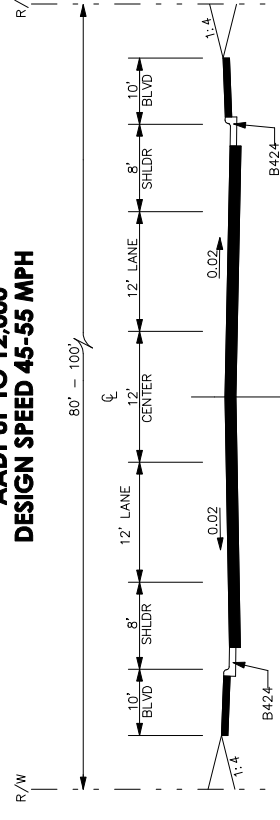
4-LANE UNDIVIDED - URBAN
AADT UP TO 20,000
DESIGN SPEED 30 - 35 MPH



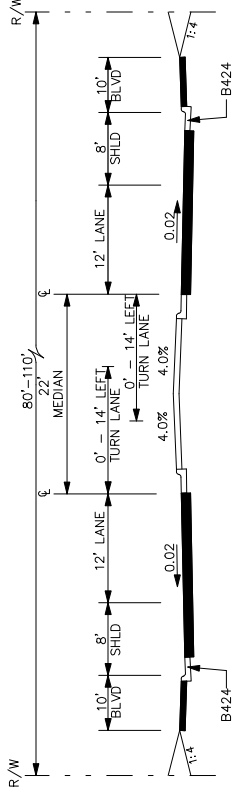
4-LANE DIVIDED - URBAN
AADT 15,000 to 40,000
DESIGN SPEED 35-45 MPH



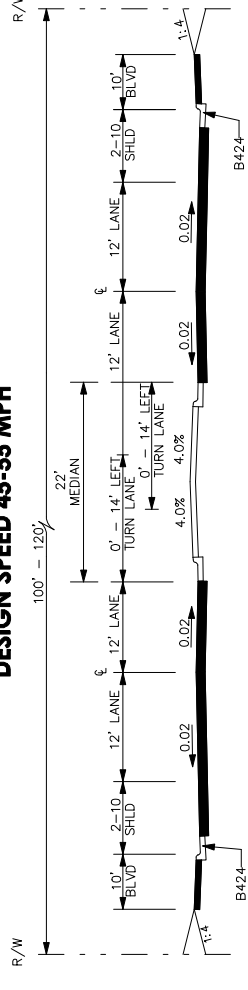
3-LANE UNDIVIDED - URBANIZING
AADT UP TO 12,000
DESIGN SPEED 45-55 MPH



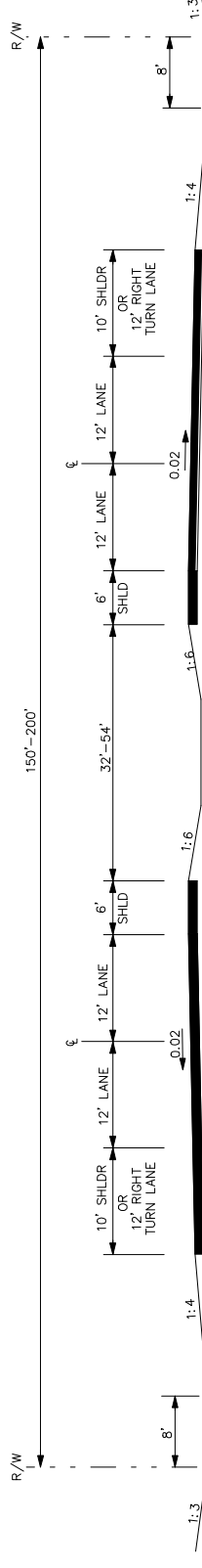
2-LANE DIVIDED - URBANIZING
AADT UP TO 17,500
DESIGN SPEED 45-55 MPH



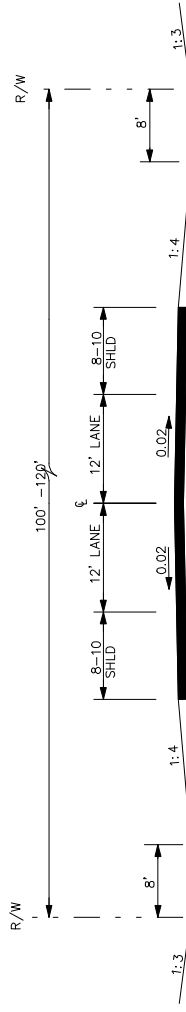
4-LANE DIVIDED - URBANIZING
AADT 12,000 to 40,000
DESIGN SPEED 45-55 MPH



4-LANE DIVIDED - RURAL
AADT UP TO 40,000
DESIGN SPEED 55 MPH



2-LANE UNDIVIDED - RURAL
AADT UP TO 12,000
DESIGN SPEED 55 MPH



Additional R/W may be needed to accommodate turn lanes, sidewalks, and trails at the discretion of the County Engineer.



FIGURE 2.4-2:
MINOR ARTERIAL ROADWAY
DESIGN STANDARDS
RICE COUNTY 2025 TRANSPORTATION PLAN