

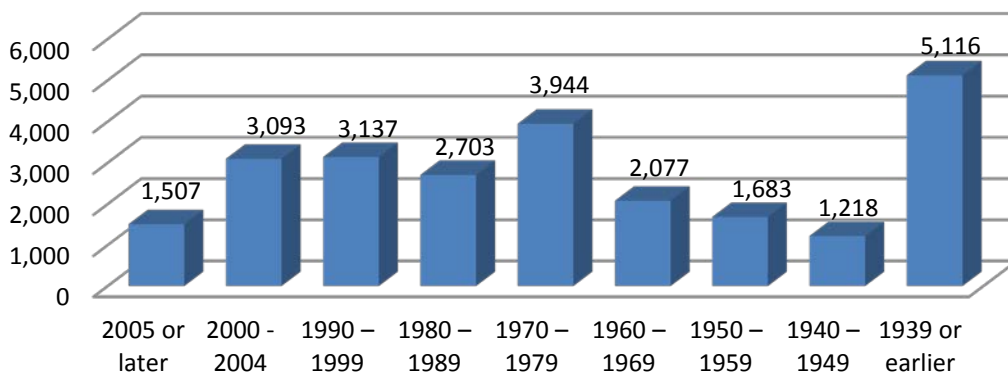


Demographics

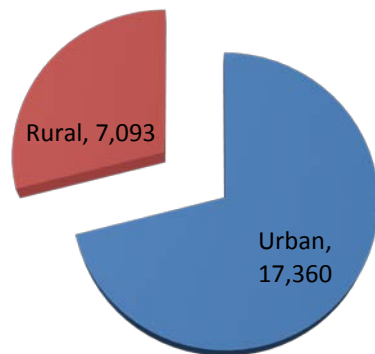
Housing Characteristics

Housing Unit: A house, an apartment, a mobile home or trailer, a group of rooms, or a single room occupied as separate living quarters, or if vacant, intended for occupancy as separate living quarters.

Estimate of Rice County Housing Units and Year Built

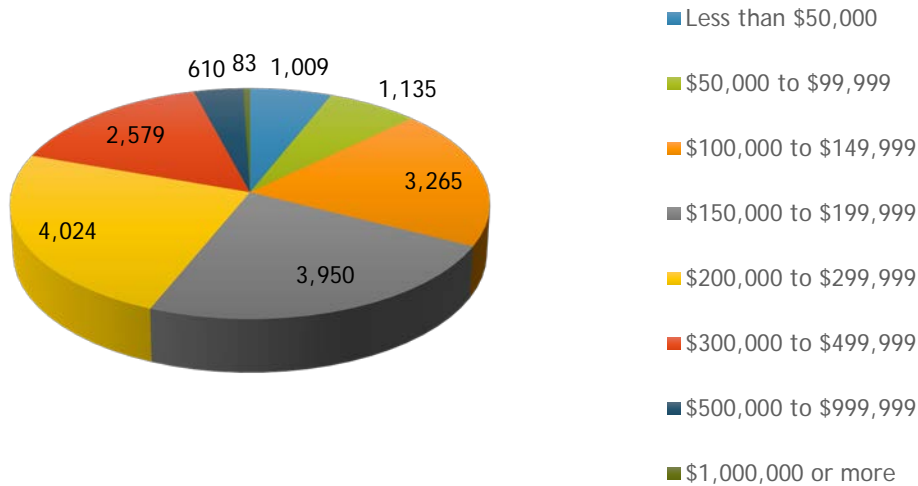


2010 Housing Units by Urban and Rural Residences



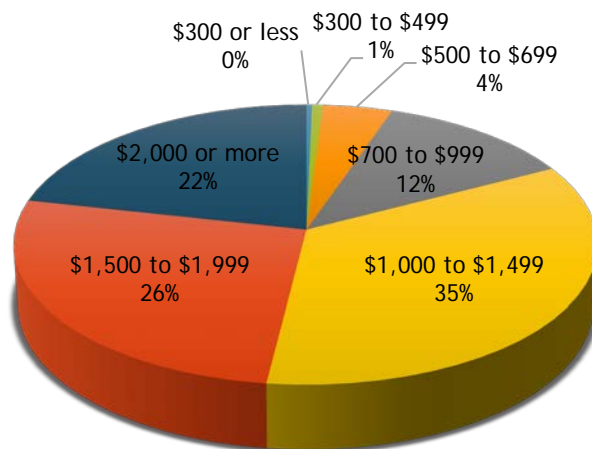
Rice County has 24,453 housing units according to the 2010 census. Over 20% of all housing units were built prior to 1940. Another 16% of county housing units were built between 1970 and 1979. Roughly 71% of all housing units in Rice County are situated in urban areas.

Value and Number of Owner Occupied Housing Units in Rice County



Roughly 50% of owner occupied housing units in the county are valued between \$150,000 and \$299,000. In addition, over 75% of housing units have a mortgage of over \$1,500 a month. (2011-2015 American Community Survey: U.S. Census Bureau).

Selected Monthly Owner Cost for Housing Units with a Mortgage in Rice County

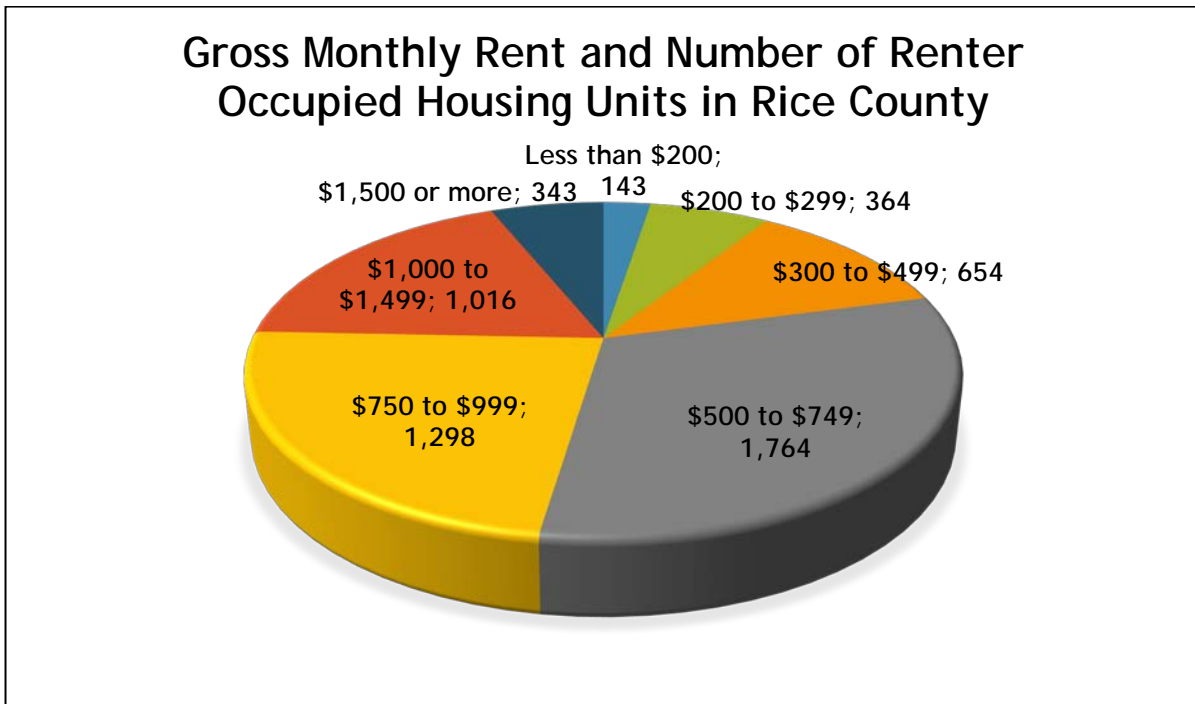


Rice County 2011-2015 Gross Rent as a Percent of Household Income (GRAPI) for Renter Occupied Housing Units (American Community Survey 5-yr estimate)

Percent of Income	Number	Percent
Less than 15.0	722	13.0
15.0 to 19.9	664	12.0
20 to 24.9	841	15.2
25.0 to 29.9	790	14.3
30 – 34.9	440	8.0
35.0 or More	2,075	37.5
Total	5,532	100

https://factfinder.census.gov/faces/tableservices/jsf/pages/productview.xhtml?pid=ACS_15_5YR_B25070&prodType=table

Demand for rental units will continue to fluctuate based on several variables including economic conditions. Employment and educational opportunities will also play a role, particularly in urban areas.



Over 50% of renters in the county currently pay between \$500 and \$999 per month for rent. Roughly 25% of the remaining renters pay over \$1,000 per month for rent. (2011-2015 American Community Survey 5-yr estimate: U.S. Census Bureau) Local and statewide economic conditions will continue to influence renter costs for the foreseeable future.

*Above information can be referenced by linking to the U.S. Census Bureau American FactFinder at <http://factfinder.census.gov/faces/nav/jsf/pages/index.xhtml> unless otherwise noted.